

FLIP CHEER SIGN

Page _____ of _____ Total quantity of signs in order _____

Please use separate sheet for each unique spec: size, color, material, etc. Variations in lettering only can be specified on same sheet

DATE _____

DUE _____

CUSTOMER _____

CONTACT _____

EST# _____

PHONE _____

INVOICE# _____

Send proof to _____

SIZE: _____ h X _____ w

ROUNDED CORNERS

HANDLES: L R Top Bottom

Quantity signs this size/color _____

SPECIAL INSTRUCTIONS

FRONT HORIZONTAL VERTICAL

COLOR INSTRUCTIONS

BACKGROUND: _____

LETTER FILL: _____

OUTLINE 1: _____

OUTLINE 2: _____

OTHER: _____

BACK HORIZONTAL VERTICAL

COLOR INSTRUCTIONS

BACKGROUND: _____

LETTER FILL: _____

OUTLINE 1: _____

OUTLINE 2: _____

OTHER: _____

SWING/SNAP CHEER

Page _____ of _____ Total quantity of signs in order _____

Please use separate sheet for each unique spec: size, color, material, etc. Variations in lettering only can be specified on same sheet

DATE _____

DUE _____

CUSTOMER _____

CONTACT _____

EST# _____


PHONE _____

INVOICE# _____

Send proof to _____

SWING SNAP SIZE h X w QTY: _____

HANDLES: L R Top Bottom ROUNDED CORNERS




COLOR INSTRUCTIONS

BACKGROUND: _____

LETTER FILL: _____

OUTLINE 1: _____

OUTLINE 2: _____




COLOR INSTRUCTIONS

BACKGROUND: _____

LETTER FILL: _____

OUTLINE 1: _____

OUTLINE 2: _____



COLOR INSTRUCTIONS

BACKGROUND: _____

LETTER FILL: _____

OUTLINE 1: _____

OUTLINE 2: _____